

## RFI/EMI Filters

Radio Frequency Interference/Electromagnetic Interference filters must be used when an installation must meet CE requirements. They may also be used when a drive is installed in a location where drive

electrical noise may interfere with communications equipment or other sensitive electronic equipment. Filters listed below are open style for mounting in an enclosure with the drive.

HP	Volts	In $\phi$	SF320 & HF320			HF430		
			Part Number	Dimen. (mm) H x W x D	Fig.	Part Number	Dimen.(mm) H x W x D	Fig.
0.25-0.5	230	1	V062A011-SB3	205 x 80 x 40	1			
1	230	1	V062A011-SB5	205 x 110 x 40	1			
2-3	230	1	V062A011-SB11	225 x 140 x 45	1			
0.25	230	3	V062A011-LB3	205 x 80 x 40	1			
0.5	230	3	V062A011-LB3	205 x 80 x 40	1	V062A011-007	165 x 90 x 95	3
1	230	3	V062A011-HB6	205 x 110 x 40	1	V062A011-007	165 x 90 x 95	3
2	230	3	V062A011-HB11	225 x 140 x 45	1	V062A011-010	165 x 90 x 95	3
3	230	3	V062A011-HB11	225 x 140 x 45	1	V062A011-020	165 x 90 x 95	3
5	230	3	V062A011-HB17	225 x 140 x 45	1	V062A011-020	165 x 90 x 95	3
7.5	230	3	V062A011-HB32	182 x 335 x 60	2	V062A011-030	165 x 90 x 95	3
10	230	3	V062A011-HB32	182 x 335 x 60	2	V062A011-040	165 x 90 x 95	3
15	230	3				V062A011-060	120 x 217 x 115	4
20	230	3				V062A011-080	120 x 217 x 115	4
0.5-2	460	3	V062A011-HB6	205 x 110 x 40	1	V062A011-007	165 x 90 x 95	3
3	460	3	V062A011-HB11	225 x 140 x 45	1	V062A011-007	165 x 90 x 95	3
5	460	3	V062A011-HB11	225 x 140 x 45	1	V062A011-010	65 x 90 x 95	3
7.5-10	460	3	V062A011-HB32	182 x 335 x 60	2	V062A011-020	165 x 90 x 95	3
15	460	3				V062A011-030	165 x 90 x 95	3
20	460	3				V062A011-040	165 x 90 x 95	3
30	460	3				V062A011-060	120 x 217 x 115	4
40	460	3				V062A011-080	120 x 217 x 115	4
50	460	3				V062A011-100	150 x 254 x 115	4
60-75	460	3				V062A011-150	200 x 314 x 130	4

Note: Filters shown in figures 1 & 2 mount underneath the drive. Others mount separately.

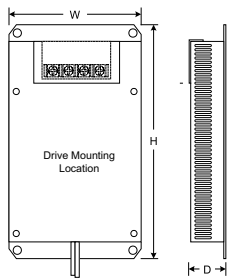


Figure 1

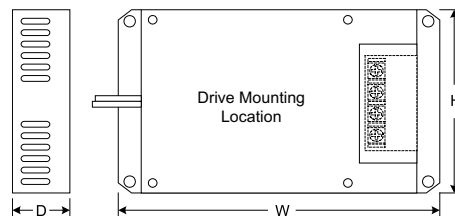


Figure 2

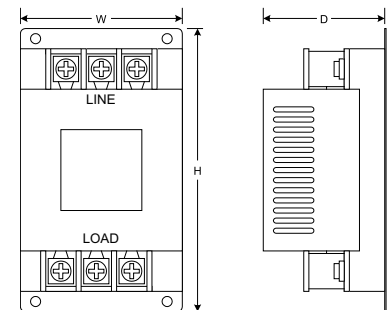


Figure 3

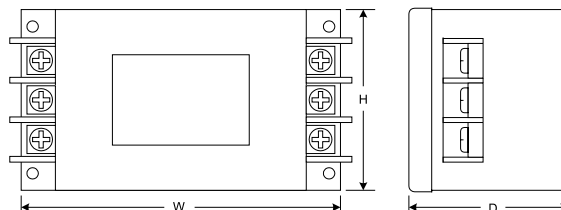


Figure 4